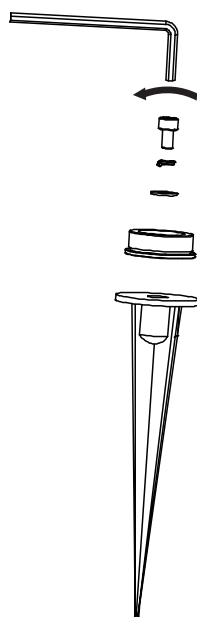
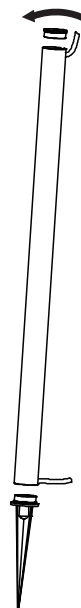


1



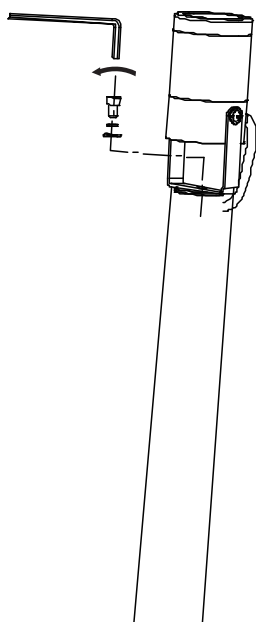
Fix the bottom plate to the spike
(spike included with lamp)

2



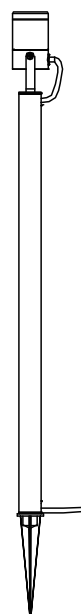
From the top, pass the lamp cable through the tube. Screw the spike and top plate onto the tube

3



Fix the lamp onto the top of the tube

4



When adjusting the angle of the lamp, feed enough cable to the top to avoid cable tension



NOTE: The top plate has threads inside the center hole.
The bottom plate has no threads inside the center hole.